







RACE	EVENT	FINAL	FINAL	LANE #4	LANE #2	LANE #3	LANE #5	LANE #1		
10	M2X			ROOS	CREST A	SAL	CREST B	SGT		
BASE TIME:		06:22.19	SPLIT TIME:	00:00.00	00:10.06	00:34.97	00:47.84	00:52.67		
		FINISH CHECK: 42351	FINISH TIME:	06:22.19	06:32.25	06:57.16	07:10.03	07:14.86		



FINISH ORDE	1	2	3	4	5	6	7

RACE	EVENT	FINAL	FINAL	LANE #1	LANE #2	LANE #3	LANE #4	LANE #5	LANE #6	LANE #7
11	WLT8+			NO RACE						
BASE TIME:			SPLIT TIME:							
		NISH CHECK:	FINISH TIME:	00:00.00	00:00.00	00:00.00	00:00.00	00:00.00	00:00.00	00:00.00



FINISH ORDE	1	2	3	4	5	6	7

RACE	EVENT	EAT/FINA	TO QUALIFY	LANE #6	LANE #1	LANE #5	LANE #3	LANE #2	LANE #4
12	WN4+			GI	FHC A	RIV	HUR A	FHC B	FHN
BASE TIME:		06:50.00	SPLIT TIME:	00:00.00	00:25.00	00:43.30	00:43.50	01:23.08	01:34.94
		NISH CHE: 615324	FINISH TIME:	06:50.00	07:15.00	07:33.30	07:33.50	08:13.08	08:24.94



FINISH ORDE	1	2	3	4	5	6	7

RACE	EVENT	EAT/FINA	TO QUALIFY	LANE #5	LANE #4	LANE #3	LANE #2	LANE #1	LANE #6
13	MN4+			FHE	SAL	HUR A	FHC	ROOS	HUR B
BASE TIME:		06:10.00	SPLIT TIME:	00:00.00	00:13.22	00:14.75	00:40.60	00:44.57	00:54.91
		NISH CHE: 543216	FINISH TIME:	06:10.00	06:23.22	06:24.75	06:50.60	06:54.57	07:04.91



FINISH ORDE	1	2	3	4	5	6	7

RACE	EVENT	EAT/FINA	TO QUALIFY	LANE #3	LANE #5	LANE #4	LANE #2	LANE #6	
14	W2X			SGATE A	ROOS	RIV A	HUR	LOW	
BASE TIME:		06:55.58	SPLIT TIME:	00:00.00	00:00.28	00:15.56	00:36.02	00:37.00	
		NISH CHE: 35426	FINISH TIME:	06:55.58	06:55.86	07:11.14	07:31.60	07:32.58	



FINISH ORDE	1	2	3	4	5	6	7

RACE	EVENT	EAT/FINA	TO QUALIFY	LANE #1	LANE #6	LANE #5	LANE #3	LANE #2	LANE #4
15	MJR8+			GI A	SAL	HUR	CRAN	ROOS	RIV
BASE TIME:		05:22.59	SPLIT TIME:	00:00.00	00:07.91	00:11.44	00:22.44	00:28.54	00:39.47
		NISH CHE: 165324	FINISH TIME:	05:22.59	05:30.50	05:34.03	05:45.03	05:51.13	06:02.06



FINISH ORDE	1	2	3	4	5	6	7

RACE	EVENT	EAT/FINA	TO QUALIFY	LANE #4	LANE #3	LANE #2	LANE #1	LANE #6	LANE #5
16	WNLT4+			RIV	FHC	HUR	FHE	ROOS	FHN
BASE TIME:		07:17.00	SPLIT TIME:	00:00.00	00:35.19	00:47.78	00:56.72	01:19.28	01:57.27
		NISH CHE: 432165	FINISH TIME:	07:17.00	07:52.19	08:04.78	08:13.72	08:36.28	09:14.27

FINISH ORDE	1	2	3	4	5	6	7

RACE	EVENT	EAT/FINA	TO QUALIFY	LANE #2	LANE #4	LANE #3			
17	M4X			CREST A	CREST B	HUR			
BASE TIME:		06:10.48	SPLIT TIME:	00:00.00	00:08.84	00:39.96			
		NISH CHE: 243	FINISH TIME:	06:10.48	06:19.32	06:50.44			

FINISH ORDE	1	2	3	4	5	6	7

RACE	EVENT	EAT/FINA	TO QUALIFY	LANE #3	LANE #5	LANE #4	LANE #1	LANE #2	LANE #6
18	WJR8+			HUR A	GI	FHN	FHC	ROOS	Scratch
BASE TIME:		06:06.69	SPLIT TIME:	00:00.00	00:13.07	00:28.31	00:37.87	01:06.71	20:00.00
		NISH CHE: 35412	FINISH TIME:	06:06.69	06:19.76	06:35.00	06:44.56	07:13.40	26:06.69

FINISH ORDE	1	2	3	4	5	6	7

RACE	EVENT	EAT/FINA	TO QUALIFY	LANE #3	LANE #4	LANE #5	LANE #2	LANE #6	LANE #1
19	+			FHC A	CREST	GI	RIV	FHC B	HUR A

BASE TIME:	06:29.25	SPLIT TIME:	00:00.00	00:11.78	00:18.09	00:33.96	00:42.13	00:52.97	
NISH CHE	345261	FINISH TIME:	06:29.25	06:41.03	06:47.34	07:03.21	07:11.38	07:22.22	

FINISH ORDER:	1	2	3	4	5	6	7
---------------	---	---	---	---	---	---	---

RACE	EVENT	EAT/FINAL	TO QUALIFY	LANE #2	LANE #4	LANE #5	LANE #6	LANE #1	LANE #3
20	MLT4+	FINAL	FINAL	GI	RIV	CARL	ROOS	FHC A	HUR
BASE TIME:	06:01.00	SPLIT TIME:	00:00.00	00:08.78	00:10.47	00:11.81	00:33.40	01:28.13	
NISH CHE	245631	FINISH TIME:	06:01.00	06:09.78	06:11.47	06:12.81	06:34.40	07:29.13	

FINISH ORDER:	1	2	3	4	5	6	7
---------------	---	---	---	---	---	---	---

RACE	EVENT	FINAL	FINAL	LANE #4	LANE #3	LANE #1	LANE #2	LANE #6	LANE #5
21	WLT4+			SGT	RIV	EGR	FHC	crest	roos
BASE TIME:	07:11.19	SPLIT TIME:	00:00.00	00:05.62	00:25.44	00:30.66	00:54.66	01:57.21	
FINISH CHECK	431265	FINISH TIME:	07:11.19	07:16.81	07:36.63	07:41.85	08:05.85	09:08.40	

FINISH ORDER:	1	2	3	4	5	6	7
---------------	---	---	---	---	---	---	---

RACE	EVENT	FINAL	FINAL	LANE #4	LANE #3				
22	M1X			HOME	SGT				
BASE TIME:	06:51.84	SPLIT TIME:	00:00.00	02:50.62					
FINISH CHECK	43	FINISH TIME:	06:51.84	09:42.46					

FINISH ORDER:	1	2	3	4	5	6	7
---------------	---	---	---	---	---	---	---

RACE	EVENT	FINAL	FINAL	LANE #5	LANE #2	LANE #4	LANE #3		
23	MSR8+	05:23.7		CARL	FHE	CRAN	HUR		
BASE TIME:	05:23.70	SPLIT TIME:	00:00.00	00:09.94	00:11.10	00:45.75			
FINISH CHECK	5243	FINISH TIME:	05:23.70	05:33.64	05:34.80	06:09.45	05:23.70	05:23.70	05:23.70

FINISH ORDER:	1	2	3	4	5	6	7
---------------	---	---	---	---	---	---	---

RACE	EVENT	FINAL	FINAL	LANE #2	LANE #6	LANE #5	LANE #7	LANE #1	LANE #3	LANE #4
24	WSR8+			HUR A	EGR	FHE	HUR B	CRAN	SAL	CARL
BASE TIME:	05:46.00	SPLIT TIME:	00:00.00	00:30.22	00:32.47	00:37.06	00:41.75	00:50.84	00:59.22	
FINISH CHECK	2657134	FINISH TIME:	05:46.00	06:16.22	06:18.47	06:23.06	06:27.75	06:36.84	06:45.22	

14 schools participated
14 of 14 crews medaled
11 of 14 crews won at least one race
Lanes with 1st place finishes: Lane 4-8, Lane 3-6, Lane 2-4, Lane 5-3, Lane 1-1, Lane 6-1