






















































2015 WYHI REGATTA RESULTS HEATS AND FINALS



| | | | FINISH | 1 | 2 | 3 | 4 | 5 | 6 | 7 |
|---|------------|-------------|--------------|----------|----------|----------|----------|----------|----------|----------|
| RACE 1 | 2 TO Q | HEAT 1 OF 2 | | FHC A | HUR A | ROOS | CREST | NVL | | |
| WN8+ | BASE TIME: | 04:04.12 | SPLIT: | 00:00.00 | 00:03.75 | 00:14.43 | 00:44.16 | 01:05.56 | | |
|   | | | FINISH TIME: | 04:04.12 | 04:07.87 | 04:18.55 | 04:48.28 | 05:09.68 | | |
| RACE 2 | 2 TO Q | HEAT 2 OF 2 | | MARI | TRN A | FHE | FHN B | EGR | | |
| WN8+ | BASE TIME: | 03:54.78 | SPLIT: | 00:00.00 | 00:01.68 | 00:21.63 | 00:21.84 | 00:57.97 | | |
|   | | | FINISH TIME: | 03:54.78 | 03:56.46 | 04:16.41 | 04:16.62 | 04:52.75 | | |
| RACE 3 | 2 TO Q | HEAT 3 OF 3 | | TREN B | FHN A | CARL | HUR B | FHC B | | |
| WN8+ | BASE TIME: | 03:54.94 | SPLIT: | 00:00.00 | 00:04.19 | 00:14.94 | 00:32.68 | 00:40.47 | | |
|   | | | FINISH TIME: | 03:54.94 | 03:59.13 | 04:09.88 | 04:27.62 | 04:35.41 | | |
| RACE 4 | 3 TO Q | HEAT 1 OF 2 | | FHC A | EGR | CARL | FHN | MARI | GI B | HUR A |
| MV4+ | BASE TIME: | 03:24.75 | SPLIT: | 00:00.00 | 00:07.19 | 00:10.56 | 00:11.23 | 00:16.94 | 00:31.06 | 00:33.22 |
|   | | | FINISH TIME: | 03:24.75 | 03:31.94 | 03:35.31 | 03:35.98 | 03:41.69 | 03:55.81 | 03:57.97 |
| RACE 5 | 3 TO Q | HEAT 2 OF 2 | | HUR B | GI A | NVL | ROOS | RIV | HC B | |
| MV4+ | BASE TIME: | 03:19.07 | SPLIT: | 00:00.00 | 00:09.06 | 00:10.07 | 00:22.75 | 00:38.41 | 00:40.28 | |
|   | | | FINISH TIME: | 03:19.07 | 03:28.13 | 03:29.14 | 03:41.82 | 03:57.48 | 03:59.35 | |
| Race 6 | 3 TO Q | HEAT 1 OF 2 | | EGR | FHN B | NVL | FHC A | ROOS | LOWE | TREN |
| WJR4+ | BASE TIME: | 04:08.24 | SPLIT: | 00:00.00 | 00:10.44 | 00:16.22 | 00:16.81 | 00:24.95 | 00:48.84 | 20:00.00 |
|   | | | FINISH TIME: | 04:08.24 | 04:18.68 | 04:24.46 | 04:25.05 | 04:33.19 | 04:57.08 | 24:08.24 |
| RACE 7 | 3 TO Q | HEAT 2 OF 2 | | RIV | FHN A | MARI | GI | NVIEW | | |
| WJR4+ | BASE TIME: | 04:14.00 | SPLIT: | 00:00.00 | 00:09.44 | 00:14.47 | 00:27.28 | 01:37.44 | | |
|   | | | FINISH TIME: | 04:14.00 | 04:23.44 | 04:28.47 | 04:41.28 | 05:51.44 | | |
| RACE 8 | 2 TO Q | HEAT 1 OF 3 | | FHC A | HUR A | RIV | CARL | CREST | FHE B | |
| MN8+ | BASE TIME: | 03:19.91 | SPLIT : | 00:00.00 | 00:14.53 | 00:15.81 | 00:29.50 | 00:39.32 | 01:19.56 | |
|   | | | FINISH TIME: | 03:19.91 | 03:34.44 | 03:35.72 | 03:49.41 | 03:59.23 | 04:39.47 | |
| RACE 9 | 2 TO Q | HEAT 2 OF 3 | | ROOS A | TREN | FHN | FHC B | SAL | NVIEW | |
| MN8+ | BASE TIME: | 03:30.75 | SPLIT : | 00:00.00 | 00:00.60 | 00:03.22 | 00:05.25 | 00:07.76 | 00:41.72 | |
|   | | | FINISH TIME: | 03:30.75 | 03:31.35 | 03:33.97 | 03:36.00 | 03:38.51 | 04:12.47 | |

| | | | FINISH | 1 | 2 | 3 | 4 | 5 | 6 | 7 |
|---|------------|-------------|--------------|----------|----------|----------|----------|----------|----------|---------|
| 10 | 2 TO Q | HEAT 3 OF 3 | | FHE A | GI | EGR | NVL | HUR B | ROOS B | |
| MN8+ | BASE TIME: | 03:34.56 | SPLIT: | 00:00.00 | 00:17.94 | 00:25.90 | 00:29.60 | 00:30.15 | 00:38.84 | |
|  | | | FINISH TIME: | 03:34.56 | 03:52.50 | 04:00.46 | 04:04.16 | 04:04.71 | 04:13.40 | |
| 11 | 3 TO Q | HEAT 1 OF 2 | | RIV | EGR B | SAL | MARI | LOWE | FHN B | |
| MJR4+ | BASE TIME: | 03:45.97 | SPLIT: | 00:00.00 | 00:05.97 | 00:11.82 | 00:18.41 | 00:24.91 | 00:46.22 | |
|  | | | FINISH TIME: | 03:45.97 | 03:51.94 | 03:57.79 | 04:04.38 | 04:10.88 | 04:32.19 | |
| 12 | 3 TO Q | HEAT 2 OF 2 | | EGR | FHE | ROOS | CARL | FHC | FHN A | |
| MJR4+ | BASE TIME: | 03:40.22 | SPLIT: | 00:00.00 | 00:03.13 | 00:06.36 | 00:07.36 | 00:09.26 | 00:17.37 | |
|  | | | FINISH TIME: | 03:40.22 | 03:43.35 | 03:46.58 | 03:47.58 | 03:49.48 | 03:57.59 | |
| 13 | 3 TO Q | HEAT 1 OF 2 | | FHC A | ROOS | FHE | CARL | NVL | FHN | |
| WV4+ | BASE TIME: | 04:03.29 | SPLIT: | 00:00.00 | 00:00.78 | 00:25.88 | 00:39.66 | 00:44.81 | DNR | |
|  | | | FINISH TIME: | 04:03.29 | 04:04.07 | 04:29.17 | 04:42.95 | 04:48.10 | | |
| 14 | 3 TO Q | HEAT 2 OF 2 | | HUR | FHC B | GI | EGR | SCR | | |
| WV4+ | BASE TIME: | 04:05.78 | SPLIT: | 00:00.00 | 00:22.28 | 00:23.12 | 00:23.69 | 20:00.00 | | |
|  | | | FINISH TIME: | 04:05.78 | 04:28.06 | 04:28.90 | 04:29.47 | 24:05.78 | | |
| 15 | 3 TO Q | HEAT 1 OF 2 | | SAL | NVL A | SGT A | GI | LOW A | CREST B | |
| M2X | BASE TIME: | 04:04.09 | SPLIT: | 00:00.00 | 00:00.63 | 00:08.06 | 00:08.28 | 00:28.88 | 00:41.47 | |
|  | | | FINISH TIME: | 04:04.09 | 04:04.72 | 04:12.15 | 04:12.37 | 04:32.97 | 04:45.56 | |
| 16 | 3 TO Q | HEAT 2 OF 2 | | CREST A | SGT B | NVL B | NVW | CARL | LOW B | |
| M2X | BASE TIME: | 03:53.78 | SPLIT: | 00:00.00 | 00:00.28 | 00:00.31 | 00:15.09 | 00:37.40 | 01:07.67 | |
|  | | | FINISH TIME: | 03:53.78 | 03:54.06 | 03:54.09 | 04:08.87 | 04:31.18 | 05:01.45 | |
| 17 | 2 TO Q | HEAT 1 OF 3 | | FHN | TREN A | FHC | ROOS B | CREST | | |
| WN4+ | BASE TIME: | 04:30.00 | SPLIT: | 00:00.00 | 00:05.85 | 00:09.84 | 00:42.59 | 02:15.47 | | |
|  | | | FINISH TIME: | 04:30.00 | 04:35.85 | 04:39.84 | 05:12.59 | 06:45.47 | | |
| 18 | 2 TO Q | HEAT 2 OF 3 | | SAL | TREN B | HUR | FHE | MARI | NVIEW | |
| WN4+ | BASE TIME: | 04:29.47 | SPLIT : | 00:00.00 | 00:11.75 | 00:12.66 | 00:21.97 | 00:32.28 | 01:28.78 | |
|  | | | FINISH TIME: | 04:29.47 | 04:41.22 | 04:42.13 | 04:51.44 | 05:01.75 | 05:58.25 | |
| 19 | 2 TO Q | HEAT 3 OF 3 | | CARL | FHE A | ROOS A | SGT | | | EGR |
| WN4+ | BASE TIME: | 04:39.80 | SPLIT : | 00:00.00 | 00:01.57 | 00:19.53 | 20:00.00 | 20:00.00 | 20:00.00 | 2:00.19 |
|  | | | FINISH TIME: | 04:39.80 | 04:41.37 | 04:59.33 | 24:39.80 | 24:39.80 | 24:39.80 | #VALUE! |
| 20 | 2 TO Q | HEAT 1 OF 3 | | FHN | ROOS A | TREN | NVL | RIV | CREST | |

| | | | | | | | | | | |
|---|------------|-------------|--------------|----------|----------|----------|----------|----------|----------|--|
| MN4+ | BASE TIME: | | SPLIT: | 00:00.00 | 00:07.13 | 00:21.50 | 00:24.33 | 00:26.47 | 01:08.38 | |
|  | | 03:44.7 | FINISH TIME: | 00:00.00 | 00:07.13 | 00:21.50 | 00:24.33 | 00:26.47 | 01:08.38 | |
| 21 | 2 TO Q | HEAT 2 OF 3 | | MARI | HUR A | CARL | EGR A | NVIEW | ROOS B | |
| MN4+ | BASE TIME: | 03:52.34 | SPLIT: | 00:00.00 | 00:18.62 | 00:24.56 | 00:33.65 | 00:34.65 | 01:04.75 | |
|  | | | FINISH TIME: | 03:52.34 | 04:10.96 | 04:16.90 | 04:25.99 | 04:26.99 | 04:57.09 | |
| 22 | 2 TO Q | HEAT 3 OF 3 | | FHC A | GI | HUR B | LOWE | SAL | EGR B | |
| MN4+ | BASE TIME: | 03:45.69 | SPLIT: | 00:00.00 | 00:03.44 | 00:30.33 | 00:32.75 | 00:38.78 | 01:20.41 | |
|  | | | FINISH TIME: | 03:45.69 | 03:49.13 | 04:16.02 | 04:18.44 | 04:24.47 | 05:06.10 | |
| 23 | 3 TO Q | HEAT 1 OF 2 | | SAL | GI | LOWE B | FHE A | CREST B | SGT A | |
| W2X | BASE TIME: | 04:12.01 | SPLIT: | 00:00.00 | 00:31.00 | 00:32.53 | 00:36.44 | 01:22.84 | 01:40.00 | |
|  | | | FINISH TIME: | 04:12.01 | 04:43.01 | 04:44.54 | 04:48.45 | 05:34.85 | 05:52.01 | |
| 24 | 3 TO Q | HEAT 2 OF 2 | | MARI | LOWE A | CREST A | SGT B | | | |
| W2X | BASE TIME: | 04:45.22 | SPLIT: | 00:00.00 | 00:16.75 | 00:17.06 | 00:40.57 | | | |
|  | | | FINISH TIME: | 04:45.22 | 05:01.97 | 05:02.28 | 05:25.79 | | | |
| 25 | 3 TO Q | HEAT 1 OF 2 | | FHC A | RIV | HUR | FHN A | | | |
| MJR8+ | BASE TIME: | 03:25.72 | SPLIT: | 00:00.00 | 00:04.66 | 00:04.97 | 00:11.31 | | | |
|  | | | FINISH TIME: | 03:25.72 | 03:30.38 | 03:30.69 | 03:37.03 | | | |
| 26 | 3 TO Q | HEAT 1 OF 2 | | ROOS | FHE | FHN B | FHC B | | | |
| MJR8+ | BASE TIME: | 03:25.09 | SPLIT: | 00:00.00 | 00:18.91 | 00:26.85 | 00:46.34 | | | |
|  | | | FINISH TIME: | 03:25.09 | 03:44.00 | 03:51.94 | 04:11.43 | | | |
| 27 | 3 TO Q | HEAT 1 OF 2 | | FHC | FHN | TREN A | HUR B | | | |
| WLT4+ | BASE TIME: | 04:30.00 | SPLIT: | 00:00.00 | 00:00.68 | 00:21.41 | 00:59.78 | | | |
|  | | | FINISH TIME: | 04:30.00 | 04:30.68 | 04:51.41 | 05:29.78 | | | |
| 28 | 3 TO Q | HEAT 2 OF 2 | | TREN B | HUR A | CREST | ROOS | | | |
| WLT 4+ | BASE TIME: | 04:25.00 | SPLIT : | 00:00.00 | 00:05.16 | 00:08.53 | 00:27.00 | | | |
|  | | | FINISH TIME: | 04:25.00 | 04:30.16 | 04:33.53 | 04:52.00 | | | |
| 29 | 3 TO Q | HEAT 1 OF 2 | | FHN A | RIV | ROOS A | FHE | EGR | NVLL | |
| WJR8+ | BASE TIME: | 03:42.53 | SPLIT : | 00:00.00 | 00:04.63 | 00:11.06 | 00:27.34 | 00:30.42 | 01:37.72 | |
|  | | | FINISH TIME: | 03:42.53 | 03:47.16 | 03:53.59 | 04:09.87 | 04:12.95 | 05:20.25 | |
| 30 | 3 TO Q | HEAT 2 OF 2 | | FHC | HUR | SAL | ROOS B | FHN B | | |
| WJR8+ | BASE TIME: | 03:46.02 | SPLIT: | 00:00.00 | 00:11.84 | 00:17.03 | 00:24.21 | 00:52.21 | | |
|  | | | FINISH TIME: | 03:46.02 | 03:57.86 | 04:03.05 | 04:10.23 | 04:38.23 | | |

| | | | FINISH | 1 | 2 | 3 | 4 | 5 | 6 | 7 |
|---|------------|-------------|--------------|----------|----------|----------|----------|----------|----------|----------|
| 31 | 3 TO Q | HEAT 1 OF 2 | | CREST | FHC A | ROOS | SAL | HUR A | FHE B | TREN A |
| MNLT4+ | BASE TIME: | 03:48.03 | SPLIT: | 00:00.00 | 00:01.47 | 00:03.07 | 00:13.40 | 00:19.56 | 00:22.09 | 01:11.60 |
|  | | | FINISH TIME: | 03:48.03 | 03:49.50 | 03:51.10 | 04:01.43 | 04:07.59 | 04:10.12 | 04:59.63 |
| 32 | 3 TO Q | HEAT 2 OF 2 | | RIV | FHN | FHE A | FHC B | GI | TREN B | HUR B |
| MNLT4+ | BASE TIME: | 03:50.87 | SPLIT: | 00:00.00 | 00:02.68 | 00:03.28 | 00:03.75 | 00:21.15 | 00:43.66 | 00:52.18 |
|  | | | FINISH TIME: | 03:50.87 | 03:53.55 | 03:54.15 | 03:54.62 | 04:12.02 | 04:34.53 | 04:43.05 |
| 33 | 3 TO Q | HEAT 1 OF 2 | | MARI | HUR A | FHN | ROOS A | SAL | | |
| MLT4+ | BASE TIME: | 03:21.00 | SPLIT: | 00:00.00 | 00:01.28 | 00:09.41 | 00:10.16 | 00:15.19 | | |
|  | | | FINISH TIME: | 03:21.00 | 03:22.28 | 03:30.41 | 03:31.16 | 03:36.19 | | |
| 34 | 3 TO Q | HEAT 2 OF 2 | | HUR B | FHC | RIV | ROOS B | NVL | | |
| MLT4+ | BASE TIME: | 03:33.94 | SPLIT: | 00:00.00 | 00:05.50 | 00:16.90 | 00:28.63 | 00:43.92 | | |
|  | | | FINISH TIME: | 03:33.94 | 03:39.44 | 03:50.84 | 04:02.57 | 04:17.86 | | |
| 35 | 3 TO Q | HEAT 1 OF 2 | | GI | FHC A | SAL | CARL | ROOS | | |
| WLT4 | BASE TIME: | 03:57.47 | SPLIT: | 00:00.00 | 00:06.14 | 00:21.31 | 00:53.59 | 01:57.69 | | |
|  | | | FINISH TIME: | 03:57.47 | 04:03.61 | 04:18.78 | 04:51.06 | 05:55.16 | | |
| 36 | 3 TO Q | HEAT 2 OF 2 | | MARI | HUR | RIV | FHC B | NVL | | |
| WLT4 | BASE TIME: | 03:57.60 | SPLIT: | 00:00.00 | 00:04.66 | 00:06.07 | 00:25.66 | 00:55.07 | | |
|  | | | FINISH TIME: | 03:57.60 | 04:02.26 | 04:03.67 | 04:23.26 | 04:52.67 | | |
| 37 | 3 TO Q | HEAT 1 OF 2 | | SAL | FHC A | EGR | ROOS A | | | |
| MSR8+ | BASE TIME: | 03:04.57 | SPLIT: | 00:00.00 | 00:00.38 | 00:04.50 | 00:04.62 | 20:00.00 | | |
|  | | | FINISH TIME: | 03:04.57 | 03:04.95 | 03:09.07 | 03:09.19 | 23:04.57 | | |
| 38 | 3 TO Q | HEAT 2 OF 2 | | RIV | HUR | FHC B | NVL | ROOS B | | |
| MSR8+ | BASE TIME: | 03:12.03 | SPLIT : | 00:00.00 | 00:05.63 | 00:19.53 | 00:36.75 | 00:48.69 | | |
|  | | | FINISH TIME: | 03:12.03 | 03:17.66 | 03:31.56 | 03:48.78 | 04:00.72 | | |
| RACE 1 | | FINAL | | FHN A | TREN B | FHC A | HUR A | MARI | TREN A | |
| WN8 | BASE TIME: | 03:51.44 | SPLIT: | 00:00.00 | 00:09.09 | 00:10.00 | 00:10.75 | 00:14.91 | 00:17.00 | |
|  | | | FINISH TIME: | 03:51.44 | 04:00.53 | 04:01.44 | 04:02.19 | 04:06.35 | 04:08.44 | |
| RACE 2 | | FINAL | | HUR B | FHC A | GI A | EGR | NVLL | CARL | |
| MSR4 | BASE TIME: | 03:23.38 | SPLIT: | 00:00.00 | 00:01.21 | 00:04.10 | 00:08.25 | 00:10.03 | 00:45.87 | |
|  | | | FINISH TIME: | 03:23.38 | 03:24.59 | 03:27.48 | 03:31.63 | 03:33.41 | 04:09.25 | |

| | | | FINISH | 1 | 2 | 3 | 4 | 5 | 6 | 7 |
|---|------------|----------|--------------|----------|----------|----------|----------|----------|----------|----------|
| RACE 3 | | FINAL | | EGR | RIV | FHN B | NVL | MARI | FHN A | |
| WJR4 | BASE TIME: | 04:14.34 | SPLIT: | 00:00.00 | 00:00.69 | 00:07.35 | 00:17.35 | 00:18.19 | 00:20.00 | |
|  | | | FINISH TIME: | 04:14.34 | 04:15.03 | 04:21.69 | 04:31.69 | 04:32.53 | 04:34.34 | |
| RACE 4 | FINAL | FINAL | | SAL | CREST | RIV | SGT | | | |
| W4X | BASE TIME: | 04:11.07 | SPLIT: | 00:00.00 | 00:41.82 | 01:16.59 | 01:59.13 | | | |
|  | | | FINISH TIME: | 04:11.07 | 04:52.89 | 05:27.66 | 06:10.20 | | | |
| RACE 5 | | FINAL | | FHC A | ROOS A | HUR A | FHE A | TREN | GI | |
| MN8 | BASE TIME: | 03:15.13 | SPLIT: | 00:00.00 | 00:07.75 | 00:12.03 | 00:13.63 | 00:27.07 | 00:36.38 | |
|  | | | FINISH TIME: | 03:15.13 | 03:22.88 | 03:27.16 | 03:28.76 | 03:42.20 | 03:51.51 | |
| RACE 6 | | FINAL | | SAL | EGR A | FHE | ROOS | RIV | EGR B | |
| MJR4 | BASE TIME: | 03:39.01 | SPLIT: | 00:00.00 | 00:01.50 | 00:05.50 | 00:12.87 | 00:18.21 | 00:18.38 | |
|  | | | FINISH TIME: | 03:39.01 | 03:40.51 | 03:44.51 | 03:51.88 | 03:57.22 | 03:57.39 | |
| RACE 7 | FINALS | FINAL | | NVILE | SGT | | SCRATC | | | |
| W1X | BASE TIME: | 04:53.16 | SPLIT: | 00:00.00 | 01:16.25 | 20:00.00 | 20:00.00 | 20:00.00 | | |
|  | | | FINISH TIME: | 04:53.16 | 06:09.41 | 24:53.16 | 24:53.16 | 24:53.16 | | |
| RACE 8 | FINALS | FINAL | | HUR | ROOS | FHC | FHN | SAL | | |
| MN8+ | BASE TIME: | 03:03.12 | SPLIT: | 00:00.00 | 00:10.09 | 00:11.03 | 00:13.22 | 00:13.75 | | |
|  | | | FINISH TIME: | 03:03.12 | 03:13.21 | 03:14.15 | 03:16.34 | 03:16.87 | | |
| RACE 9 | | FINAL | | FHN | HUR | FHC A | ROOS | FHC B | GI | FHE |
| WSR 4 | BASE TIME: | 03:26.07 | SPLIT : | 00:00.00 | 00:23.84 | 00:28.06 | 00:29.91 | 00:48.88 | 00:48.98 | 01:05.50 |
|  | | | FINISH TIME: | 03:26.07 | 03:49.91 | 03:54.13 | 03:55.98 | 04:14.95 | 04:15.05 | 04:31.57 |
| 10 | | FINAL | | SGT A | SGT B | SAL | CREST A | NVL A | NVL B | |
| M2X | BASE TIME: | | SPLIT : | | | | | | | |
|  | | | FINISH TIME: | 00:00.00 | 00:00.00 | 00:00.00 | 00:00.00 | 00:00.00 | 00:00.00 | |
| 11 | FINALS | FINAL | | MARI | HUR A | RIV | FHC A | GI | HUR B | |
| WLT8+ | BASE TIME: | 03:35.53 | SPLIT: | 00:00.00 | 00:04.37 | 00:04.87 | 00:17.37 | 00:21.25 | 01:15.72 | |
|  | | | FINISH TIME: | 03:35.53 | 03:39.90 | 03:40.40 | 03:52.90 | 03:56.78 | 04:51.25 | |
| 12 | | FINAL | | SAL | TREN A | FHE A | TREN B | FHN | CARL | |
| WN4 | BASE TIME: | 04:10.03 | SPLIT: | 00:00.00 | 00:05.22 | 00:10.00 | 00:20.09 | 00:27.84 | 00:40.08 | |
|  | | | FINISH TIME: | 04:10.03 | 04:15.25 | 04:20.03 | 04:30.12 | 04:37.87 | 04:50.11 | |

| | | | | | | | | | | |
|---|------------|----------|--------------|----------|----------|----------|----------|----------|----------|----------|
| | | | FINISH | 1 | 2 | 3 | 4 | 5 | 6 | 7 |
| 23 | | FINAL | | FHC A | SAL | EGR | HUR | RIV | FHC B | |
| MSR8 | BASE TIME: | 02:57.94 | SPLIT: | 00:00.00 | 00:00.29 | 00:03.72 | 00:08.97 | 00:13.32 | 00:15.15 | |
|  | | | FINISH TIME: | 02:57.94 | 02:58.23 | 03:01.66 | 03:06.91 | 03:11.26 | 03:13.09 | |
| | | | FINISH: | 1 | 2 | 3 | 4 | 5 | 6 | 7 |
| | CHECK: | 7341526 | | LANE #7 | LANE #3 | LANE #4 | LANE #1 | LANE #5 | LANE #2 | LANE #6 |
| 24 | FINALS | FINAL | | FHN | HUR | SAL | FHC | MARI | ROOS | RIV |
| WSR8+ | BASE TIME: | 03:26.02 | SPLIT: | 00:00.00 | 00:05.34 | 00:06.81 | 00:10.15 | 00:17.54 | 00:45.28 | 01:10.43 |
|  | | | FINISH TIME: | 03:26.02 | 03:31.36 | 03:32.83 | 03:36.17 | 03:43.56 | 04:11.30 | 04:36.45 |

