











2013 Wy-Hi Regatta-Heats and Finals Results



			FINISH ORDER:	1	2	3	4	5	6	7
RACE	EVENT	HEAT	TO QUALIFY	LANE #5	LANE #3	LANE #2	LANE #4			
1	WN8+	1	3	MARI	FHC A	RIV	FHN			
		06:22.28	SPLIT TIME:	00:00.00	00:21.28	00:22.37	00:28.10			
			FINISH TIME:	06:22.28	06:43.56	06:44.65	06:50.38			



			FINISH ORDER:	1	2	3	4	5	6	7
RACE	EVENT	HEAT	TO QUALIFY	LANE #4	LANE #2	LANE #3	LANE #5			
2	WN8+	2	3	FHC B	SALINE	ROOS	CREST			
		06:29.03	SPLIT TIME:	00:00.00	00:01.97	00:30.35	01:38.00			
			FINISH TIME:	06:29.03	06:31.00	06:59.38	08:07.03			



			FINISH ORDER:	1	2	3	4	5	6	7
RACE	EVENT	HEAT	TO QUALIFY	LANE #1	LANE #7	LANE #2	LANE #5	LANE #4	LANE #3	LANE #6
3	MSR4+	1	3	FHC A	FHE A	EGR A	GI	CARL	CREST	LOWELL
		05:35.25	SPLIT TIME:	00:00.00	00:02.94	00:13.47	00:15.94	00:24.06	00:37.68	01:37.29
			FINISH TIME:	05:35.25	05:38.19	05:48.72	05:51.19	05:59.31	06:12.93	07:12.54

			FINISH ORDER:	1	2	3	4	5	6	7
RACE	EVENT	HEAT	TO QUALIFY	LANE #7	LANE #2	LANE #5	LANE #3	LANE #1	LANE #4	LANE #6
4	MSR4+	2	3	FHC B	MARI	SALINE	FHE B	FHN	CRAN	EGR B
		05:34.04	SPLIT TIME:	00:00.00	00:12.69	00:17.12	00:18.38	00:38.22	00:45.26	01:03.22
			FINISH TIME:	05:34.04	05:46.73	05:51.16	05:52.42	06:12.26	06:19.30	06:37.26

			FINISH ORDER:	1	2	3	4	5	6	7
RACE	EVENT	HEAT	TO QUALIFY	LANE #6	LANE #1	LANE #4	LANE #3	LANE #2	LANE #5	
5	WJR4+	1	3	MARI	EGR	CARL	FHC B	LOWELL	nview b	
		06:38.43	SPLIT TIME:	00:00.00	00:23.94	00:43.28	00:53.89	01:08.32	01:50.41	
			FINISH TIME:	06:38.43	07:02.37	07:21.71	07:32.32	07:46.75	08:28.84	

			FINISH ORDER:	1	2	3	4	5	6	7
RACE	EVENT	HEAT	TO QUALIFY	LANE #5	LANE #6	LANE #4	LANE #1	LANE #2	LANE #3	
6	WJR4+	2	3	GI	FHC A	FHN	NVIEW A	RIV	CRAN	
		06:22.38	SPLIT TIME:	00:00.00	00:11.87	00:28.59	01:16.25	01:38.85	02:27.00	
			FINISH TIME:	06:22.38	06:34.25	06:50.97	07:38.63	08:01.23	08:49.38	

			FINISH ORDER:	1	2	3	4	5	6	7
RACE	EVENT	HEAT	TO QUALIFY	LANE #4	LANE #3	LANE #2	LANE #5			
7	MN8+	1	3	ROOS	EGR	FHC A	CRAN			
		05:51.03	SPLIT TIME:	00:00.00	00:06.56	00:11.03	00:37.25			
			FINISH TIME:	05:51.03	05:57.59	06:02.06	06:28.28			

			FINISH ORDER:	1	2	3	4	5	6	7
RACE	EVENT	HEAT	TO QUALIFY	LANE #5	LANE #1	LANE #2	LANE #3	LANE #4		
8	MN8+	2	3	GI	FHN	RIV	SALINE	FHC B		
		05:28.33	SPLIT TIME:	00:00.00	00:17.65	00:19.60	00:30.75	00:42.62		
			FINISH TIME:	05:28.33	05:45.98	05:47.93	05:59.08	06:10.95		

			FINISH ORDER:	1	2	3	4	5	6	7
RACE	EVENT	HEAT	TO QUALIFY	LANE #3	LANE #2	LANE #6	LANE #5	LANE #1	LANE #4	
9	MJR4+	1	3	ROOS A	MARI	NVIEW	FHN B	CRAN	LOWELL	
		05:57.06	SPLIT TIME:	00:00.00	00:08.22	00:10.18	00:19.16	00:52.60	01:25.65	

		FINISH TIME:	05:57.06	06:05.28	06:07.24	06:16.22	06:49.66	07:22.71	
--	--	--------------	----------	----------	----------	----------	----------	----------	--

FINISH ORDER:	1	2	3	4	5	6	7
---------------	---	---	---	---	---	---	---

RACE	EVENT	HEAT	TO QUALIFY	LANE #7	LANE #1	LANE #2	LANE #5	LANE #3	LANE #4	LANE #6
10	MJR4+	2	3	EGR	SALINE	FHE	CARL	FHN A	CREST	ROOS B
		05:58.03	SPLIT TIME:	00:00.00	00:22.09	00:22.64	00:31.37	00:40.50	00:54.19	01:40.35
			FINISH TIME:	05:58.03	06:20.12	06:20.67	06:29.40	06:38.53	06:52.22	07:38.38

FINISH ORDER:	1	2	3	4	5	6	7
---------------	---	---	---	---	---	---	---

RACE	EVENT	HEAT	TO QUALIFY	LANE #3	LANE #5	LANE #4	LANE #2			
11	M2X	1	3	RIV A	SALINE	GI	LOW A			
		06:21.54	SPLIT TIME:	00:00.00	00:02.03	00:06.05	01:14.19			
			FINISH TIME:	06:21.54	06:23.57	06:27.59	07:35.73			

FINISH ORDER:	1	2	3	4	5	6	7
---------------	---	---	---	---	---	---	---

RACE	EVENT	HEAT	TO QUALIFY	LANE #3	LANE #1	LANE #2				
12	M2X	2	3	SGT	CREST	RIV B				
		06:42.22	SPLIT TIME:	00:00.00	00:12.07	00:24.53				
			FINISH TIME:	06:42.22	06:54.29	07:06.75				

FINISH ORDER:	1	2	3	4	5	6	7
---------------	---	---	---	---	---	---	---

RACE	EVENT	HEAT	TO QUALIFY	LANE #6	LANE #5	LANE #1	LANE #2	LANE #3	LANE #4	
13	WN4+	1	3	RIV B	RIV A	ROOS	FHN	CRAN	LOWELL	
		06:40.04	SPLIT TIME:	00:00.00	01:21.71	01:44.06	02:24.37	02:28.44	02:36.15	
		651234	FINISH TIME:	06:40.04	08:01.75	08:24.10	09:04.41	09:08.48	09:16.19	

FINISH ORDER:	1	2	3	4	5	6	7
---------------	---	---	---	---	---	---	---

RACE	EVENT	HEAT	TO QUALIFY	LANE #7	LANE #6	LANE #2	LANE #3	LANE #4	LANE #1	LANE #5
14	WN4+	2	3	FHC	SGT	SALINE	CARL	EGR	GI	CREST
		07:09.41	SPLIT TIME:	00:00.00	00:24.63	00:32.78	00:37.46	00:39.50	00:58.94	03:08.16
		7623415	FINISH TIME:	07:09.41	07:34.04	07:42.19	07:46.87	07:48.91	08:08.35	10:17.57

FINISH ORDER:	1	2	3	4	5	6	7
---------------	---	---	---	---	---	---	---

RACE	EVENT	HEAT	TO QUALIFY	LANE #6	LANE #4	LANE #2	LANE #1	LANE #5	LANE #3	
15	MN4+	1	3	EGR	GI	ROOS A	SALINE	CREST	CARL	
		06:19.40	SPLIT TIME:	00:00.00	00:23.22	00:40.56	00:45.57	00:49.97	02:10.56	
			FINISH TIME:	06:19.40	06:42.62	06:59.96	07:04.97	07:09.37	08:29.96	

FINISH ORDER:	1	2	3	4	5	6	7
---------------	---	---	---	---	---	---	---


RACE	EVENT	HEAT	TO QUALIFY	LANE #5	LANE #2	LANE #4	LANE #1	LANE #3		
16	MN4+	2	3	FHN	MARI	ROOS B	SGT	Lowell		
		06:08.28	SPLIT TIME:	00:00.00	00:19.82	00:47.56	01:26.50	01:52.88		
			FINISH TIME:	06:08.28	06:28.10	06:55.84	07:34.78	08:01.16		


FINISH ORDER:	1	2	3	4	5	6	7
---------------	---	---	---	---	---	---	---


RACE	EVENT	HEAT	TO QUALIFY	LANE #4	LANE #3	LANE #1	LANE #2			
17	WJR8+	1	3	MARI	SALINE	FHN	NVIEW			
		05:55.34	SPLIT TIME:	00:00.00	00:17.63	00:49.03	01:17.88			
			FINISH TIME:	05:55.34	06:12.97	06:44.37	07:13.22			


FINISH ORDER:	1	2	3	4	5	6	7
---------------	---	---	---	---	---	---	---


RACE	EVENT	HEAT	TO QUALIFY	LANE #1	LANE #5	LANE #4	LANE #2	LANE #3		
18	WJR8+	2	3	FHC	CARL	RIV	EGR	FHE		
		06:02.01	SPLIT TIME:	00:00.00	00:20.31	00:26.81	00:42.22	00:42.60		
			FINISH TIME:	06:02.01	06:22.32	06:28.82	06:44.23	06:44.61		


			FINISH ORDER:	1	2	3	4	5	6	7
RACE	EVENT	HEAT	TO QUALIFY	LANE #6	LANE #4	LANE #1	LANE #5	LANE #3	LANE #2	
19	MLT4+	1	3	GI A	SALINE	MARI	RIV	CARL	CRAN	
		05:41.00	SPLIT TIME:	00:00.00	00:09.28	00:13.00	00:17.16	01:06.44	01:23.88	
			FINISH TIME:	05:41.00	05:50.28	05:54.00	05:58.16	06:47.44	07:04.88	


			FINISH ORDER:	1	2	3	4	5	6	7
RACE	EVENT	HEAT	TO QUALIFY	LANE #6	LANE #2	LANE #4	LANE #3	LANE #5	LANE #1	
20	MLT4+	2	3	EGR	FHC B	FHE	ROOS	GI B	CREST	
		05:53.16	SPLIT TIME:	00:00.00	00:03.28	00:07.53	00:11.66	00:28.03	01:12.57	
			FINISH TIME:	05:53.16	05:56.44	06:00.69	06:04.82	06:21.19	07:05.73	


			FINISH ORDER:	1	2	3	4	5	6	7
RACE	EVENT	FINAL	FINAL	LANE #3	LANE #2	LANE #5	LANE #1	LANE #6	LANE #4	
1	WN8+	FINAL	FINAL	MARI	SLINE	FHC A	RIV	ROOS	FHC B	
		06:18.50	SPLIT TIME:	00:00.00	00:02.53	00:13.65	00:33.65	00:40.37	00:48.69	
			FINISH TIME:	06:18.50	06:21.03	06:32.15	06:52.15	06:58.87	07:07.19	

			FINISH ORDER:	1	2	3	4	5	6	7
RACE	EVENT	FINAL	FINAL	LANE #3	LANE #5	LANE #6	LANE #2	LANE #4	LANE #1	
2	MSR4+	FINAL	FINAL	FHC A	FHE A	SALINE	MARI	FHC B	EGR	
		05:30.28	SPLIT TIME:	00:00.00	00:05.87	00:16.56	00:20.41	00:25.22	00:26.47	
			FINISH TIME:	05:30.28	05:36.15	05:46.84	05:50.69	05:55.50	05:56.75	

			FINISH ORDER:	1	2	3	4	5	6	7
RACE	EVENT	FINAL	FINAL	LANE #4	LANE #6	LANE #5	LANE #3	LANE #2	LANE #1	
3	WJR4+	FINAL	FINAL	GI	FHN	EGR	MARI	FHC A	CARL	
		06:17.16	SPLIT TIME:	00:00.00	00:07.06	00:33.25	00:40.62	00:42.60	01:32.97	
			FINISH TIME:	06:17.16	06:24.22	06:50.41	06:57.78	06:59.76	07:50.13	

			FINISH ORDER:	1	2	3	4	5	6	7
RACE	EVENT	FINAL	FINAL	LANE #3	LANE #2	LANE #4				
4	W4X	FINAL	FINAL	SALINE	RIV	SGT				
		06:40.19	SPLIT TIME:	00:00.00	00:04.32	00:26.37				
			FINISH TIME:	06:40.19	06:44.51	07:06.56				

			FINISH ORDER:	1	2	3	4	5	6	7
RACE	EVENT	FINAL	FINAL	LANE #4	LANE #6	LANE #1	LANE #3	LANE #5	LANE #2	
5	MN8+	FINAL	FINAL	GI	RIV	FHC A	ROOS	EGR	FHN	
		05:46.88	SPLIT TIME:	00:00.00	00:03.75	00:08.03	00:08.65	00:08.97	00:15.22	
			FINISH TIME:	05:46.88	05:50.63	05:54.91	05:55.53	05:55.85	06:02.10	

			FINISH ORDER:	1	2	3	4	5	6	7
RACE	EVENT	FINAL	FINAL	LANE #5	LANE #3	LANE #4	LANE #1	LANE #2		
6	MJR4+	FINAL	FINAL	MARI	ROOS A	EGR	NVIEW	RIV		
		05:44.16	SPLIT TIME:	00:00.00	00:08.13	00:25.42	00:36.28	00:54.72		
			FINISH TIME:	05:44.16	05:52.29	06:09.58	06:20.44	06:38.88		

			FINISH ORDER:	1	2	3	4	5	6	7
RACE	EVENT	FINAL	FINAL	LANE #1	LANE #2	LANE #3	LANE #4	LANE #5	LANE #6	LANE #7
7	W1X	FINAL	FINAL	N	O	R	A	C	e	

			SPLIT TIME:								
			FINISH TIME:	00:00.00	00:00.00	00:00.00	00:00.00	00:00.00	00:00.00	00:00.00	00:00.00

FINISH ORDER:	1	2	3	4	5	6	7
---------------	---	---	---	---	---	---	---

RACE	EVENT	FINAL	FINAL	LANE #5	LANE #4	LANE #2	LANE #3			
8	MLT8+	FINAL	FINAL	GI	SAL	FHC	ROOS			
		05:16.46	SPLIT TIME:	00:00.00	00:02.91	00:16.41	00:30.57			
			FINISH TIME:	05:16.46	05:19.37	05:32.87	05:47.03			

FINISH ORDER:	1	2	3	4	5	6	7
---------------	---	---	---	---	---	---	---

RACE	EVENT	FINAL	FINAL	LANE #1	LANE #5	LANE #3	LANE #4	LANE #2		
9	WSR4+	FINAL	FINAL	FHE	CRAN	ROOS	EGR	SALINE		
		06:42.94	SPLIT TIME:	00:00.00	00:16.72	00:32.12	00:46.50	20:00.00		
			FINISH TIME:	06:42.94	06:59.66	07:15.06	07:29.44	26:42.94		

FINISH ORDER:	1	2	3	4	5	6	7
---------------	---	---	---	---	---	---	---

RACE	EVENT	FINAL	FINAL	LANE #5	LANE #3	LANE #4	LANE #1	LANE #6	LANE #2	
10	M2X	FINAL	FINAL	SALINE	RIV A	SGATE	GI	RIV B	CREST	
		06:07.15	SPLIT TIME:	00:00.00	00:03.19	00:07.81	00:19.22	00:19.75	00:21.53	
			FINISH TIME:	06:07.15	06:10.34	06:14.96	06:26.37	06:26.90	06:28.68	

FINISH ORDER:	1	2	3	4	5	6	7
---------------	---	---	---	---	---	---	---

RACE	EVENT	FINAL	FINAL	LANE #1	LANE #2	LANE #3	LANE #4	LANE #5	LANE #6	LANE #7
11	WLT8+			N	0	R	A	C	E	
			SPLIT TIME:							
			FINISH TIME:							

FINISH ORDER:	1	2	3	4	5	6	7
---------------	---	---	---	---	---	---	---

RACE	EVENT	FINAL	FINAL	LANE #5	LANE #6	LANE #3	LANE #4	LANE #2	LANE #1	
12	WN4+			RIV A	SALINE	RIV B	FHC	SGATE	ROOS	
		07:02.31	SPLIT TIME:	00:00.00	00:36.72	00:39.75	00:46.44	01:13.06	01:45.50	
			FINISH TIME:	07:02.31	07:39.03	07:42.06	07:48.75	08:15.37	08:47.81	

FINISH ORDER:	1	2	3	4	5	6	7
---------------	---	---	---	---	---	---	---

RACE	EVENT	FINAL	FINAL	LANE #2	LANE #5	LANE #4	LANE #1	LANE #3	LANE #6	
13	MN4+	06:26.0		MARI	GII	FHN	ROOS A	EGR	ROOS B	
		06:26.00	SPLIT TIME:	00:00.00	00:08.34	00:11.03	00:15.68	00:33.03	00:34.79	
			FINISH TIME:	06:26.00	06:34.34	06:37.03	06:41.68	06:59.03	07:00.79	

FINISH ORDER:	1	2	3	4	5	6	7
---------------	---	---	---	---	---	---	---

RACE	EVENT	FINAL	FINAL	LANE #6	LANE #5	LANE #3	LANE #2	LANE #4	LANE #1	LANE #7
14	W2X			RIV A	SAL	GI	RIV B	LOWELL	SGT	
		07:27.03	SPLIT TIME:	00:00.00	00:17.41	00:22.78	00:42.00	01:13.44	01:22.72	
			FINISH TIME:	07:27.03	07:44.44	07:49.81	08:09.03	08:40.47	08:49.75	

FINISH ORDER:	1	2	3	4	5	6	7
---------------	---	---	---	---	---	---	---

RACE	EVENT	FINAL	FINAL	LANE #6	LANE #5	LANE #3	LANE #4	LANE #1	LANE #2	
15	MJR8+			FHN	CRAN	ROOS	RIV	FHE	GI	
		05:23.85	SPLIT TIME:	00:00.00	00:06.56	00:07.85	00:14.87	01:01.00	01:01.78	
			FINISH TIME:	05:23.85	05:30.41	05:31.70	05:38.72	06:24.85	06:25.63	

FINISH ORDER:	1	2	3	4	5	6	7
---------------	---	---	---	---	---	---	---

RACE	EVENT	FINAL	FINAL	LANE #4	LANE #3	LANE #2	LANE #6	LANE #5		
------	-------	-------	-------	---------	---------	---------	---------	---------	--	--

16	WNLT4+			MARI	FHC	LOWELL	ROOS	CREST		
		07:36.88	SPLIT TIME:	00:00.00	00:11.50	00:53.88	00:54.09	01:25.16		
			FINISH TIME:	07:36.88	07:48.38	08:30.76	08:30.97	09:02.04		

FINISH ORDER:	1	2	3	4	5	6	7
---------------	---	---	---	---	---	---	---

RACE	EVENT	FINAL	FINAL	LANE #3	LANE #4	LANE #2				
17	M4X			SALINE	RIV	CREST				
		06:10.03	SPLIT TIME:	00:00.00	00:07.29	00:28.72				
			FINISH TIME:	06:10.03	06:17.32	06:38.75				

FINISH ORDER:	1	2	3	4	5	6	7
---------------	---	---	---	---	---	---	---

RACE	EVENT	FINAL	FINAL	LANE #5	LANE #3	LANE #4	LANE #6	LANE #2	LANE #1	
18	WJR8+			SALINE	MARI	FHC	RIV	CARL	FHN	
		06:01.78	SPLIT TIME:	00:00.00	00:03.88	00:07.06	00:40.06	01:02.97	01:14.38	
			FINISH TIME:	06:01.78	06:05.66	06:08.84	06:41.84	07:04.75	07:16.16	

FINISH ORDER:	1	2	3	4	5	6	7
---------------	---	---	---	---	---	---	---

RACE	EVENT	FINAL	FINAL	LANE #5	LANE #3	LANE #4	LANE #2	LANE #1		
19	MNLT4+			FHC	RIV A	EGR	GI	RIV B		
		06:14.40	SPLIT TIME:	00:00.00	00:14.03	00:40.38	01:14.47	01:22.56		
			FINISH TIME:	06:14.40	06:28.43	06:54.78	07:28.87	07:36.96		

FINISH ORDER:	1	2	3	4	5	6	7
---------------	---	---	---	---	---	---	---

RACE	EVENT	FINAL	FINAL	LANE #5	LANE #6	LANE #3	LANE #2	LANE #1	LANE #4	
20	MLT4+			SALINE	FHE	GI A	FHC B	MARI	EGR	
		05:49.97	SPLIT TIME:	00:00.00	00:04.06	00:07.56	00:10.05	00:17.16	00:37.58	
			FINISH TIME:	05:49.97	05:54.03	05:57.53	06:00.02	06:07.13	06:27.55	

FINISH ORDER:	1	2	3	4	5	6	7
---------------	---	---	---	---	---	---	---

RACE	EVENT	FINAL	FINAL	LANE #6	LANE #5	LANE #1	LANE #2	LANE #4	LANE #3	
21	WLT4+			RIV	GI	MARI	FHC	ROOS	SALINE	
		06:36.34	SPLIT TIME:	00:00.00	00:10.34	00:22.16	00:42.56	01:02.59	No Show	
			FINISH TIME:	06:36.34	06:46.68	06:58.50	07:18.90	07:38.93	00:00.00	

FINISH ORDER:	1	2	3	4	5	6	7
---------------	---	---	---	---	---	---	---

RACE	EVENT	FINAL	FINAL	LANE #2	LANE #4	LANE #5		LANE #3		
22	M1X			CREST A	CREST B	SGT B		SGT A		
		07:52.09	SPLIT TIME:	00:00.00	00:00.93	00:05.07		No Show		
			FINISH TIME:	07:52.09	07:53.02	07:57.16		.		

FINISH ORDER:	1	2	3	4	5	6	7
---------------	---	---	---	---	---	---	---

RACE	EVENT	FINAL	FINAL	LANE #1	LANE #2	LANE #6	LANE #3	LANE #7	LANE #5	
23	MSR8+			FHC A	SALINE	CRAN	FHE	NVIEW	FHC B	
		05:16.08	SPLIT TIME:	00:00.00	00:04.62	00:08.63	00:19.79	00:26.19	00:32.44	
			FINISH TIME:	05:16.08	05:20.70	05:24.71	05:35.87	05:42.27	05:48.52	

FINISH ORDER:	1	2	3	4	5	6	7
---------------	---	---	---	---	---	---	---

RACE	EVENT	FINAL	FINAL	LANE #5	LANE #4	LANE #1	LANE #2	LANE #3		
24	WSR8+			MARI	GI	FHE	ROOS	CRAN		
		05:55.98	SPLIT TIME:	00:00.00	00:07.78	00:27.32	01:00.00	01:23.85		
			FINISH TIME:	05:55.98	06:03.76	06:23.30	06:55.98	07:19.83		

