









2013 HEBDA CUP RESULTS



			FINISH	1st	2nd	3rd	4th	5th	6th	7th
RACE	EVENT			LANE #1	LANE #2	LANE #3	LANE #4	LANE #5	LANE #6	LANE #7
1	WLT8+	FINAL			NO RACE					
2	WN4+	FINAL		LANE #4	LANE #3	LANE #6	LANE #5	LANE #2	LANE #1	
				RIVER	PARKER	ROOS	MERCY	PARKER	CARL	
	BASE TIME:	06:53.34	SPLIT TIME:	00:00.00	00:34.88	00:44.10	00:49.25	00:49.94	01:00.52	
	FINISH CHECK:	436521	FINISH TIME:	06:53.34	07:28.22	07:37.44	07:42.59	07:43.28	07:53.86	
3	MN8+	FINAL		LANE #4	LANE #5	LANE #3	LANE #2	LANE #6	LANE #1	
				GI	ROOS	RIVER	SALINE	CRAN	NVILL	
	BASE TIME:	05:53.00	SPLIT TIME:	00:00.00	00:11.60	00:14.31	00:18.10	00:50.06	20:00.00	
	FINISH CHECK:	45326	FINISH TIME:	05:53.00	06:04.60	06:07.31	06:11.10	06:43.06	25:53.00	
4	W4X	FINAL		LANE #3	LANE #2	LANE #4				
				SALINE	RIVER	SGT				
	BASE TIME:	06:45.12	SPLIT TIME:	00:00.00	00:03.91	00:25.03				
	FINISH CHECK:	324	FINISH TIME:	06:45.12	06:49.03	07:10.15				
5	MJR4+	FINAL		LANE #3	LANE #4	LANE #1	LANE #5	LANE #6	LANE #2	LANE #7
				ROOS	GI	RIVER	CARL	NVILL	CREST	
	BASE TIME:	05:51.46	SPLIT TIME:	00:00.00	00:20.53	00:22.16	00:30.50	00:33.63	00:41.09	20:00.00
	FINISH CHECK:	341562	FINISH TIME:	05:51.46	06:11.99	06:13.62	06:21.96	06:25.09	06:32.55	25:51.46
6	WJR8+	FINAL;		LANE #6	LANE #5	LANE #2	LANE #3	LANE #4		
				GI	SALINE	RIVER A	NVILL	RIVER B		
	BASE TIME:	05:57.65	SPLIT TIME:	00:00.00	00:19.94	00:20.59	00:35.35	01:28.82		
	FINISH CHECK:	65234	FINISH TIME:	05:57.65	06:17.59	06:18.24	06:33.00	07:26.47		
7	MV2X	FINAL		LANE #6	LANE #3	LANE #4	LANE #2	LANE #7	LANE #5	LANE #1
				SALINE	SGT	NVILL	GI	RIVER	CARL	CREST
	BASE TIME:	05:59.82	SPLIT TIME:	00:00.00	00:03.28	00:11.23	00:15.35	00:20.72	00:24.25	02:05.50
	FINISH CHECK:	6342751	FINISH TIME:	05:59.82	06:03.10	06:11.05	06:15.17	06:20.54	06:24.07	08:05.32
8	WV4+	FINAL		LANE #4	LANE #2	LANE #1	LANE #6	LANE #5	LANE #3	
				MERCY	SALINE	ROOS	PARKER	CRAN	CREST	
	BASE TIME:	06:25.13	SPLIT TIME:	00:00.00	00:01.75	00:29.50	00:30.63	00:31.75	04:38.00	
	FINISH CHECK:	421653	FINISH TIME:	06:25.13	06:26.88	06:54.63	06:55.76	06:56.88	11:03.13	
9	MLT8+	FINAL		LANE #5	LANE #1	LANE #3	LANE #4	LANE #2		
				GI	SALINE	RIVER	ROOS	CRAN		
	BASE TIME:	05:09.37	SPLIT TIME:	00:00.00	00:05.84	00:12.35	00:13.06	00:54.88		
	FINISH CHECK:	51342	FINISH TIME:	05:09.37	05:15.21	05:21.72	05:22.43	06:04.25		
10	WLT4+	FINAL		LANE #3	LANE #1	LANE #5	LANE #4	LANE #6	LANE #2	
				RVR	GI	PARK	ROOS	CREST	NVL	
	BASE TIME:	06:56.00	SPLIT TIME:	00:00.00	00:16.50	00:23.44	00:37.09	04:24.78	Scratch	
	FINISH CHECK:	31546	FINISH TIME:	06:56.00	07:12.50	07:19.44	07:33.09	11:20.78	#VALUE!	
11	MV4+	FINAL		LANE #5	LANE #2	LANE #7	LANE #1	LANE #3	LANE #4	LANE #6
				SAL	NVILL	CREST	MERCY	GI	CRAN	CARL
11:15	BASE TIME:	05:48.30	SPLIT TIME:	00:00.00	00:05.50	00:12.44	00:20.88	00:50.10	00:56.06	01:01.87
	FINISH CHECK:	5271346	FINISH TIME:	05:48.30	05:53.80	06:00.74	06:09.18	06:38.40	06:44.36	06:50.17
12	WV2X	FINAL		LANE #4	LANE #3	LANE #1	LANE #6	LANE #2	LANE #5	
				SAL	RIVER	GI	CARL	SGT A	SGT B	
	BASE TIME:	06:57.87	SPLIT TIME:	00:00.00	00:02.29	00:16.37	00:43.93	00:58.44	20:00.00	
	FINISH CHECK:	43162	FINISH TIME:	06:57.87	07:00.16	07:14.24	07:41.80	07:56.31	26:57.87	



			FINISH	1st	2nd	3rd	4th	5th	6th	7th
RACE	EVENT			LANE #3	LANE #2	LANE #5	LANE #4	LANE #6	LANE #1	
13	WN8+	FINAL		SAL	RIVER	MERCY	ROOS	SGT	NVILL	
	BASE TIME:	06:21.00	SPLIT TIME:	00:00.00	00:21.63	00:50.00	01:00.91	01:11.75	02:01.09	
		FINISH CHECK:	325461	FINISH TIME:	06:21.00	06:42.63	07:11.00	07:21.91	07:32.75	08:22.09



			FINISH	1st	2nd	3rd	4th	5th	6th	7th
RACE	EVENT			LANE #3	LANE #5	LANE #4	LANE #1	LANE #2	LANE #7	LANE #6
14	MN4+	FINAL		PARK	RIVER	GI	ROOSA	ROOSB	CREST	CARL
	BASE TIME:	06:04.41	SPLIT TIME:	00:00.00	00:20.81	00:38.34	00:46.82	01:47.47	01:48.47	02:15.38
		FINISH CHECK:	3541276	FINISH TIME:	06:04.41	06:25.22	06:42.75	06:51.23	07:51.88	07:52.88 08:19.79

			FINISH	1st	2nd	3rd	4th	5th	6th	7th
RACE	EVENT			LANE #3	LANE #2	LANE #4				
15	M4X	FINAL		RIVER	SALINE	CREST				
	BASE TIME:	05:57.53	SPLIT TIME:	00:00.00	00:05.44	00:22.27				
		FINISH CHECK:	324	FINISH TIME:	05:57.53	06:02.97	06:19.80			

			FINISH	1st	2nd	3rd	4th	5th	6th	7th
RACE	EVENT			LANE #6	LANE #7	LANE #2	LANE #1	LANE #3	LANE #4	LANE #5
16	MJR8+	FINAL		ROOS	SALINE	RIVER A	CRAN	NVILL	GI	RIVER B
	BASE TIME:	05:27.00	SPLIT TIME:	00:00.00	00:12.81	00:18.37	00:24.10	00:49.46	01:03.34	02:34.72
		FINISH CHECK:	6721345	FINISH TIME:	05:27.00	05:39.81	05:45.37	05:51.10	06:16.46	06:30.34 08:01.72

			FINISH	1st	2nd	3rd	4th	5th	6th	7th
RACE	EVENT			LANE #6	LANE #7	LANE #2	LANE #4	LANE #1	LANE #3	LANE #5
17	WJR4+	FINAL		GI	MERCY	NVILL	RIVER	CARL	PARK	CREST
	BASE TIME:	06:27.02	SPLIT TIME:	00:00.00	00:16.31	00:43.32	00:53.81	01:18.00	01:20.47	04:08.09
		FINISH CHECK:	6724135	FINISH TIME:	06:27.02	06:43.33	07:10.34	07:20.83	07:45.02	07:47.49 10:35.11

			FINISH	1st	2nd	3rd	4th	5th	6th	7th
RACE	EVENT			LANE #6	LANE #2	LANE #5	LANE #1	LANE #4	LANE #3	
18	MLT4+	FINAL		SAL	GI	ROOS	PARK	CREST	CRAN	
	BASE TIME:	05:49.34	SPLIT TIME:	00:00.00	00:18.65	00:19.55	00:38.91	00:40.94	01:25.78	
		FINISH CHECK:	625143	FINISH TIME:	05:49.34	06:07.99	06:08.89	06:28.25	06:30.28	07:15.12

			FINISH	1st	2nd	3rd	4th	5th	6th	7th
RACE	EVENT			LANE #6	LANE #1	LANE #2	LANE #3	LANE #4	LANE #5	
19	WV8+	FINAL		GI	RIVER	SALINE	MERCY	ROOS	CREST	
	BASE TIME:	05:53.85	SPLIT TIME:	00:00.00	00:11.97	00:17.28	00:25.00	00:50.32	10:00.00	
		FINISH CHECK:	612345	FINISH TIME:	05:53.85	06:05.82	06:11.13	06:18.85	06:44.17	15:53.85

			FINISH	1st	2nd	3rd	4th	5th	6th	7th
RACE	EVENT			LANE #5	LANE #4	LANE #3	LANE #6	LANE #2	LANE #1	
20	MV8+	FINAL		NVILL	GI	SALINE	RIVER	CRAN	CREST	
	BASE TIME:	05:02.50	SPLIT TIME:	00:00.00	00:06.56	00:07.28	00:33.44	00:43.09	01:03.28	
		FINISH CHECK:	543621	FINISH TIME:	05:02.50	05:09.06	05:09.78	05:35.94	05:45.59	06:05.78